

marble
exclusive
collection



JEWELS

every slab is a masterpiece

Scopri di più
Discover more



MIRAGE[®]
Porcelain. Design. Sustainability

J.

JEWELS

Marble
exclusive
collection

P 04

Js

JEWELS SUIT

Decorative
tailor-made
compositions

P 38

index

Marble exclusive collection	P 04
Collection overview	P 06
Product Specifications	P 08
Jewels Suit: tailor made compositions	P 38
Technical Data	P 60



Il fascino della pietra naturale, la precisione delle venature sottili, il realismo delle sfumature cromatiche, l'intensa armonia dei toni, si esprimono in una collezione esclusiva di marmi preziosi.

The charm of natural stone, the precision of fine veining effects, the realistic nuances of colour, the intense harmony of the shades, all expressed in an exclusive collection of fine-quality marbles.

Der Reiz von Naturstein, die Präzision zarter Äderungen, der Realismus der Farbnuancen, die intensive Harmonie der Farben kommt in einer exklusiven Marmorkollektion zum Ausdruck.

Le charme de la pierre naturelle, la précision des fines veinures, le réalisme des couleurs et l'intense harmonie des nuances s'expriment à travers une collection exclusive de marbres précieux.

La belleza de la piedra natural, la precisión de los veteados tenues, el realismo de los matices cromáticos y la intensa armonía de las tonalidades se expresan en una colección exclusiva de preciosos mármoles.

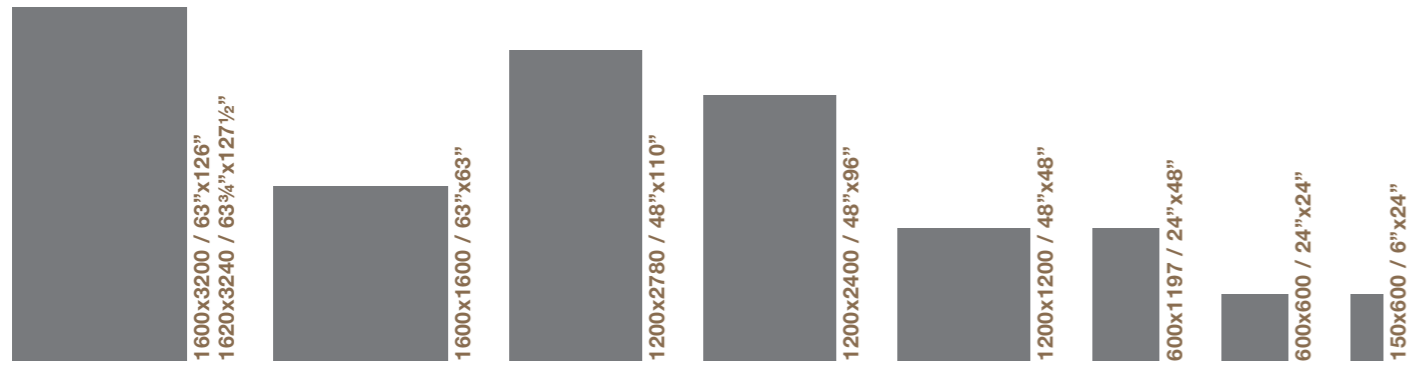
Очарование натурального камня, четкость тончайших прожилок, естественность цветовых оттенков и насыщенная гармония нюансов подчеркивают эксклюзивность мраморных плит коллекции.

天然石的魅力，纤细纹理的精确度，颜色的深浅渐变，色调的和谐浓郁，在这个独家系列中完美再现了名贵大理石的纹理。

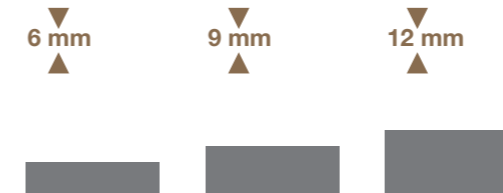


JEWELS

SIZES



THICKNESSES




FINISHES

LUCIDA / GLOSSY
 NATURALE / NATURAL
 SILK


JW01
 BIANCO
 STATUARIO



JW02
 CALACATTA
 REALE



JW03
 ROYAL



JW05
 EMPERADOR
 SELECTED




JW11
 BLACK
 GOLD



JW12
 STATUARIO
 LUNENSIS




JW14
 STATUARIO
 VENATO




JW15
 ONYKS




JW16
 RAYMI



JW17
 MONLESS



JW19
 EXTRA WHITE



J.

JEWELS

L'eleganza di finiture perfette

Rivestimenti e pavimenti, per casa e spazi pubblici a traffico medio.

La finitura LUCIDA è limitata a rivestimenti e pavimenti residenziali o comunque poco sollecitati, non a diretto contatto con aree esterne e dove non siano richieste prestazioni antiscivolo.

La lucidatura è realizzata agendo in modo meccanico; pertanto, come per qualsiasi pietra e marmo naturale, la sporadica presenza di piccole disuniformità nella lucentezza, o di puntini nella superficie, è da intendersi come una caratteristica del materiale che ne testimonia la particolare lavorazione.

THE ELEGANCE OF A PERFECT FINISH

Floors and walls for residential and medium-traffic public application.

The GLOSSY finish is dedicated to residential floors and wall cladding subject to slight stress and not in contact with outdoor areas. The glossy finish is achieved using a mechanical action, just as with stone and marble, the presence of small areas with a non-uniform shine or dots must be considered as an intrinsic feature of the material deriving from its special manufacturing.

DIE ELEGANZ PERFEKTER FINISHS.

Boden- und Wandfliesen für Zuhause und für öffentliche Räume mit mittlerer Beanspruchung.

Während die glänzende Oberfläche LUCIDA für Böden und Wände in Wohnräumen also für wenig beanspruchte Bereiche, jedoch nicht in Kontakt mit Außenbereichen, eingesetzt werden kann. Das Polieren erfolgt durch mechanisches Einwirken; wie bei jedem Stein und bei jedem Marmor können sporadische und leichte Ungleichmäßigkeiten im Glanz oder Punkte auf der Oberfläche auftreten, dies ist jedoch eine Eigenschaft des Materials, das von der speziellen Verarbeitung herrührt.

L'ÉLÉGANCE DE FINITIONS PARFAITES.

Des revêtements et des sols pour la maison et les espaces publics caractérisés par un passage moyen.

La finition LUCIDA est dédiée à des revêtements et sols résidentiels ou dans tous les cas peu sollicités, non en contact avec l'extérieur. Le polissage est réalisé en agissant mécaniquement; comme pour n'importe quelle pierre ou marbre, la présence sporadique de zones brillantes ou de détails de surface différents est bel et bien une caractéristique de la matière qui témoigne du type de facture particulier.

LA ELEGANCIA DE ACABADOS PERFECTOS

Revestimientos y pavimentos para la casa y para espacios públicos de tráfico medio.

El acabado Lustrado es apropiado para los revestimientos y pavimentos residenciales o sometidos a poco esfuerzo, que no están en contacto con áreas exteriores. El lustrado es realizado mediante una acción mecánica; como para cualquier piedra y mármol, la esporádica presencia de pequeñas desigualdades de brillo, o de puntitos sobre la superficie, deben considerarse como una característica del material que atestigua la particular elaboración.

Элегантные поверхности.

Настенная и напольная плитка для домашних и общественных пространств со средней интенсивностью эксплуатации.

БЛЕСТЯЩАЯ поверхность рекомендована для стен и домашних полов, к которым нет прямого доступа с улицы. Блеск поверхности является результатом специальной механической обработки. Как и в случае любых камней или мрамора, наличие точек и участков, на которых блеск слегка приглушен, является характерной особенностью материала.

装饰完美高雅。

墙砖和地砖，适用于家居和中等人流量的公共场所。

LUCIDA表面处理则限于装饰家居墙壁和地板，或者承受应力较少、与外部区域没有直接接触、不要求防滑性能的地方。抛光通过机械方式进行，因此，与任何天然石和大理石一样，零星存在的细微亮度不均匀，或细小的表面斑点，应被视为材料的特性，是特殊加工处理的明证。



floor
Royal JW 03 LUC SQ ~ 1200x2400 - 48"x96"



Unique Home




floor
Onyks JW 15 LUC SQ ~ 1600x1600 - 63"x63"
wall
Onyks JW 15 LUC SQ ~ 1600x3200 - 63"x126"






floor
Camp JP 04 LUC SQ ~ 200x1200 - 8"x48"
wall
Moonless JW 17 LUC SQ ~ 1200x2780 - 48"x110"





floor
JW 14 Statuario Venato LUC SQ ~ 1200x1200 - 48"x48"
wall
JW 14 Statuario Venato LUC SQ ~ 1200x2400 - 48"x96"
shower and vanity top
RR 02 Gra NAT ~ 1600x3200 - 63"x126"



floor
Raymi JW 16 LUC SQ ~ 1200x2780 - 48"x110"
wall
Glocal Ideal GC 03 SP SQ ~ 1600x3200 - 63"x126"





floor
Raymi JW 16 LUC SQ ~ 600x600 - 24"x24"
wall
Statuario Venato JW 14 Vein Matching LUC SQ ~ 1200x2400 - 48"x96"





Excellence in public spaces



floor
Calacatta Reale JW 02 LUC SQ ~ 600x1200 - 24"x48"
wall
Calacatta Reale JW 02 LUC SQ ~ 1200x2780 - 48"x110"
counter
Cosmopolitan Amazonite CP 07 LUC





floor
Glocal Absolute GC06 SP SQ ~ 1200x1200 - 48"x48"
wall
Moonless JW17 LUC SQ ~ 1600x3200 - 63"x126"
counter
Moonless JW17 LUC SQ ~ 1600x3200 - 63"x126"




floor
GC 04 Type SP SQ ~ 1200x1200 - 48"x48"
wall and table
JW 12 Statuario Lunensis LUC SQ ~ 1620x3240 - 63 3/4"x126 1/2" 12mm





floor
JW 16 Raymi LUC SQ ~ 600x1197 - 24"x48"
wall
JW 16 Raymi LUC SQ ~ 1200x2400 - 48"x96"
shower tray
JW 16 Raymi NAT SQ
vanity top and washbasins
JW 11 Black Gold LUC SQ ~ 1200x2780 - 48"x110"





floor
Raymi JW16 LUC SQ ~ 1200x1200 - 48"x48"
wall
Raymi JW16 LUC SQ ~ 1200x2780 - 48"x110"

kit vein matching

Per offrire un servizio sempre più personalizzato, Mirage® mette a disposizione il Kit Vein Matching nei colori JW 12 e JW 14, in formato 1200x2780 mm, superficie lucida.

Il kit è composto da 5 lastre numerate e dalle grafiche sequenziali ad effetto vena continua.



For an increasingly customised service, Mirage® offers the Vein Matching Kit in the colours JW 12 and JW 14, in the 1200x2780 mm, polished surface.

The kit is composed of 5 numbered slabs and sequential patterns that create a continuous vein effect.

Pour offrir un service de plus en plus personnalisé, Mirage® met à votre disposition le Kit Vein Matching dans les couleurs JW 12 et JW 14, dans le format 1200x2780 mm, surface brillante.

Le kit est composé de 5 plaques numérotées et de graphismes séquentiels à effet veine continue.

Um einen immer persönlicheren Service zu bieten, stellt Mirage® den Kit Vein Matching in den Farben JW 12 und JW 14 im Format 1200x2780 mm mit glänzender Oberfläche zur Verfügung.

Der Satz besteht aus 5 nummerierten Platten und aufeinander folgenden Grafiken mit dem Effekt der durchgehenden Ader.

Con el objetivo de ofrecer un servicio cada vez más personalizado, Mirage® pone a disposición el kit Vein Matching en los colores JW 12 y JW 14 y en el formato de 1200x2780 mm, con acabado brillante.

El kit está compuesto por 5 placas enumeradas y grafismos secuenciales con un efecto de veta continua.

Для оказания всё более персонализированных услуг, компания Mirage® предлагает Kit Vein Matching с окраской JW 12 и JW 14 в формате 1200x2780 мм и глянцевой поверхностью.

Этот набор состоит из 5 пронумерованных плит с рисунком, имитирующим в последовательном порядке непрерывную жилу.

为了提供更个性化的服务, Mirage提供”纹理匹配 (Vein Matching)” 套件, 颜色包括JW 12和JW 14, 规格为1200x2780 mm, 亮光表面。

该套件由5块有编号并具有连续纹理效果的序列图案的板材组成。

Formati Sizes

1200x2780 / 48"x110" LUC SQ

STATUARIO LUNENSIS

JW 12



1 + 2 + 3 + 4 + 5

STATUARIO VENATO

JW 14



1 + 2 + 3 + 4 + 5

Il processo produttivo non garantisce la continuità nel disegno della venatura tra i vari pezzi spediti. Eventuali disallineamenti tra le venature in continuità sono da considerarsi caratteristica intrinseca del prodotto. L'immagine rappresentata serve a dare un'idea indicativa del prodotto, toni e venature possono essere quindi suscettibili di variazioni.
The production process does not guarantee continuity in the design of the veining among the various pieces provided. Any misalignment between the continuous veining is to be considered an intrinsic characteristic of the product. The image shown is merely indicative; the shades and veinings of the product may be subject to variations.



wall
Statuario Venato JW14 LUC SQ ~ 1200x2780 - 48"x110"
floor
Norr 2.0 Grå Fine RR 12 NAT SQ - 600x1200 - 24"x48"



Made to Measure.

Variegated geometrie, composizioni floreali e Matrix, il modulo geometrico irregolare impreziosito da inserti speciali.

Mirage propone per i suoi clienti più esigenti una soluzione davvero unica: 3 composizioni prestigiose per arredare pavimenti e rivestimenti e renderli davvero unici, realizzate su misura con cura sartoriale.

MADE TO MEASURE.

Variegated geometries, floral compositions and Matrix, the irregular geometric module enriched with special inserts. Mirage offers a truly unique solution for its most demanding customers: 3 prestigious compositions for truly unique floor and wall coverings, made to measure with sartorial skill.

"MADE TO MEASURE"-DESIGN.

Abwechslungsreiche Geometrien oder Blumenmuster und Matrix, das unregelmäßige geometrische Modul, das durch besondere Einsätze bereichert wird. Mirage bietet für seine anspruchsvollsten Kunden wirklich einzigartige Lösungen: Drei wertvolle Zusammenstellungen für Bodenbeläge und Wandverkleidungen, die etwas ganz Besonderes sind und nach Maß mit besonderer Sorgfalt hergestellt werden.

UN DESIGN SUR MESURE

Des motifs géométriques bigarrés, des compositions fleuries et Matrix, le module géométrique irrégulier enrichi d'inserts spéciaux. À l'intention de ses clients les plus exigeants, Mirage propose une solution vraiment unique : 3 prestigieuses compositions pour décorer les sols et les murs et en faire des surfaces vraiment uniques, sur mesure, à l'instar d'un costume confectionné par un couturier.

MADE TO MEASURE.

Distintas geometrías, composiciones florales y Matrix, el módulo geométrico irregular embellecido con insertos especiales. Mirage ofrece a sus clientes más acérrimos una solución realmente excepcional: 3 magníficas composiciones para decorar pavimentos y revestimientos únicos, hechas a medida con el máximo esmero.

Js
jewels
suit

ПРОДУКЦИЯ НА ЗАКАЗ.

Различные геометрические формы, цветочные композиции и геометрический модуль Matrix с неправильными краями и особой инкрустацией. Компания Mirage предлагает для своих самых требовательных клиентов действительно уникальное решение: 3 элитных композиций для облицовки пола и стен, чтобы сделать их уникальными, выполненными по индивидуальной мерке с мастерством кутюрье высокой моды.

量身定制。

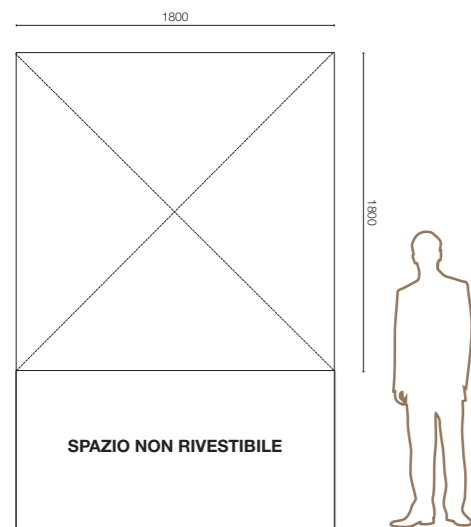
多种多样的几何形状，花卉和矩阵组合，有特殊嵌饰的不规则几何形状模块。Mirage为其挑剔的客户真正独特的解决方案：3种用于装饰地板和墙壁的精美组合，通过精心定制设计和装饰，可达到真正独一无二的效果。

Statuario Lunensis JW 12 LUC SQ ~ 1200x1200 - 48"x48"
Calacatta Reale JW 02 Matrix LUC ~ Satin Insert

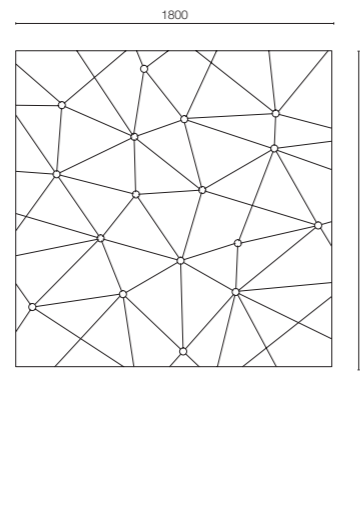


made to measure

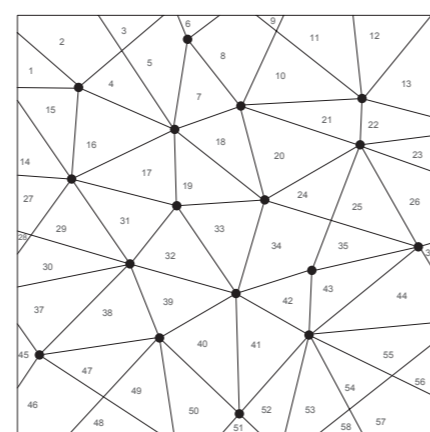
Le composizioni Jewels Suit sono realizzabili in tutti i colori Jewels. Ogni composizione viene realizzata su misura, con cura sartoriale. Ecco come:



1 • occorre inviare al proprio referente Mirage la planimetria precisa, comprensiva di ingombri, vani, etc...dell'area da rivestire (sia pavimento che rivestimento)



2 • Mirage realizzerà un disegno ad hoc, in base alla composizione scelta, ottimizzando al meglio le rese estetiche e di prodotto.



3 • la composizione verrà prodotta e perverrà a destinazione imballata sequenzialmente, numerata e con un disegno di realizzazione, per agevolare le operazioni di posa.



The Jewels Suit compositions can be created in all the colours of the wide range of Jewels. Each composition is made to measure, with sartorial skill.

Here's how:

- Send your Mirage representative the precise layout including all sizes and details of the various rooms, etc. of the area to be tiled (floor and wall coverings)
- Mirage will produce a specific design, according to the chosen composition, optimising the aesthetic performance of the materials.
- The composition is produced and delivered packaged in sequence, numbered and with laying drawings and instructions.

Die Kompositionen mit Jewels Suit können mit allen Farben des umfangreichen Angebots von Jewels gefertigt werden. Jede Komposition wird nach Maß mit besonderer Sorgfalt ausgeführt.

Und so geht es:

- Senden Sie Ihrem Ansprechpartner bei Mirage den genauen Grundriss, mit Maßangaben, Türen, Fenstern usw. des Bereichs, für den Jewel Suit bestimmt ist (sowohl Bodenbelag als auch Wandverkleidung).
- Mirage wird dann auf der Grundlage der ausgewählten Komposition eine Zeichnung anfertigen und dabei die ästhetische und Produktleistung optimieren.
- Die Komposition wird gefertigt und erreicht den Bestimmungsort in der richtigen Reihenfolge verpackt, nummeriert und zusammen mit einer Zeichnung, um die Verlegung zu erleichtern.

Les compositions Jewels Suit sont réalisables dans tous les coloris de la riche gamme Jewels. Chaque composition est réalisée sur mesure, avec une minutie digne des meilleurs ateliers de couture.

Voilà comment :

- envoyer à votre référent Mirage la planimétrie précise, avec indication des cotes d'encombrement, les dimensions des pièces, etc... de la surface à revêtir (qu'il s'agisse de sols ou de murs)
- Mirage réalisera un dessin ad hoc, sur la base de la composition choisie, en rehaussant au maximum le rendu esthétique et performantiel du produit.
- la composition sera produite et parviendra à destination emballée en une suite ordonnée, numérotée et avec un croquis pour faciliter la réalisation du calepinage.

Las composiciones Jewels Suit pueden hacerse en todos los colores de la amplia gama Jewels. Cada composición se hace a medida con el máximo esmero.

Cómo hacerlo:

- es fundamental remitir al contacto Mirage la planimetría precisa, incluyendo dimensiones, estancias... del espacio que se vaya a solar o alicatar.
- Mirage realizará un diseño específico según la composición elegida, optimizando de la mejor manera los resultados estéticos y de producto.
- se elaborará la composición y enviará a destino en un embalaje secuencial, enumerado y con un diseño de realización para agilizar las operaciones de colocación.

Композиции Jewels Suit могут быть выполнены в любой широкой представленной цветовой гамме коллекций Jewels. Каждая композиция выполняется по индивидуальному заказу с мастерством кутюрье высокой моды.

Как это сделать:

- следует направить вашему представителю компании Mirage точный план с указанием размеров помещений и прочих данных той площади, которая подлежит облицовке (как полов, так и стен)
- Компания Mirage выполнит соответствующий чертеж на основании выбранной Вами композиции с оптимальным эстетическим результатом и расходом материала.
- композиция будет изготовлена и последовательно упакована в пронумерованные коробки с приложенным чертежом, который облегчит укладку облицовки.

Jewels Suit组合可通过产品众多的Jewels系列进行任何颜色的组合。每种组合均通过精心定制设计和装饰而成。

具体方法如下:

- 必须将精确的房屋设计平面图发送到自己的Mirage经销商, 包括要装饰的区域(包括地板和墙壁)的障碍物、凹/孔位等...
- Mirage将根据客户选定的组合制作一个特别设计, 以更好地优化外观和产品的效果。
- 组合将被生产, 并按顺序包装、编号, 连同施工图一起送达目的地, 以便于铺设操作。


J_s

Le composizioni Jewels Suit sono consigliate in eleganti abbinamenti con Jewels: è possibile comunque realizzarle con tutti i colori dei Marmi proposti, per consentire la massima possibilità espressiva.

Inseri disponibili
Available insert




SATIN INSERT



SILVER INSERT



GOLD INSERT

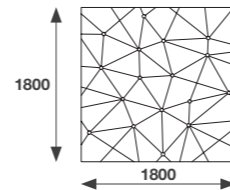


MATRIX

Abbinamento consigliato
Suggested match



JW_02



FRAME

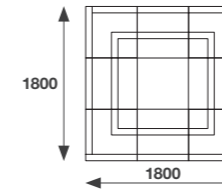
Abbinamento consigliato
Suggested match



JW_02



JW_11



The Jewels Suit compositions are recommended in elegant combinations with Jewels: they can in any case be created using all the marble colours available, guaranteeing the utmost freedom of expression.

Las composiciones Jewels Suit se aconsejan en elegantes combinaciones entre Jewels; no obstante, pueden hacerse con todos los colores de los mármoles propuestos permitiendo así numerosas posibilidades.

Les compositions Jewels Suit sont conseillées dans d'élégantes associations entre Jewels : il est possible de les réaliser dans toutes les couleurs des marbres proposés, pour permettre le maximum de possibilités expressives.

Рекомендуем использовать композиции Jewels Suit в сочетании с плиткой Jewels: их изготовление, в любом случае, возможно во всех цветовой гамме предложенной плитки под мрамор, что позволяет добиться максимальной экспрессивности.

Die Kompositionen Jewels Suit werden für elegante Zusammenstellungen von Jewels empfohlen: Es ist auch möglich, sie mit allen Farben der angebotenen Marmorarten herzustellen, um so maximale Ausdrucksmöglichkeiten zu schaffen.

Jewels Suit组合建议采用Jewels系列的优雅组合: 不过可以与所有颜色的大理石搭配, 从而可最大程度地实现各种富有创意的个性装饰。



GEOMETRIC

Abbinamento consigliato
Suggested match



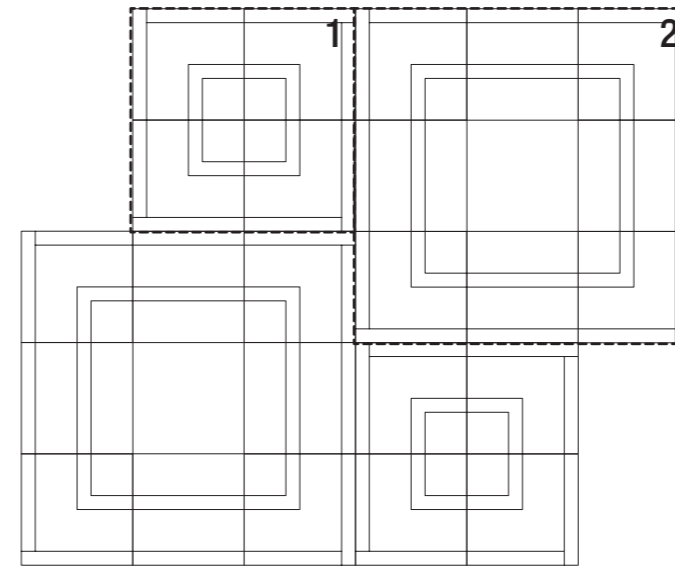
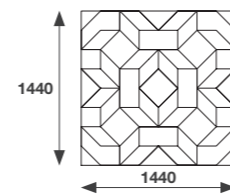
JW_14



JW_11



JW_16



J.

BIANCO STATUARIO

JW01

6 mm

1200x2780
48"x110"
LUC SQ

9 mm

1200x2400
48"x96"
LUC SQ

1200x1200
48"x48"
LUC SQ

600x1197
24"x48"
LUC SQ

600x600
24"x24"
LUC SQ

150x600
6"x24"
LUC SQ



Stucchi consigliati Recommended grouts

KERAKOLL	02
MAPEI	111 Grigio Argento
LATICRETE	88 Silver Shadow

Shade variation



Slight variation

PATTERN PRODOTTO / PRODUCT PATTERN

JW01
1200x2780 - 48"x110"

6 mm



JW01
1200x2400 - 48"x96"

9 mm



JW01
1600x3200 - 63"x126"

6 mm



J.

CALACATTA REALE

JW02

6 mm

1600x3200
63"x126"
LUC SQ

1600x1600
63"x63"
LUC SQ

1200x2780
48"x110"
LUC SQ

9 mm

1200x2400
48"x96"
LUC SQ

1200x1200
48"x48"
LUC SQ

600x1197
24"x48"
LUC SQ

600x600
24"x24"
LUC SQ

150x600
6"x24"
LUC SQ



Stucchi consigliati Recommended grouts

KERAKOLL	02
MAPEI	111 Grigio Argento
LATICRETE	88 Silver Shadow


Shade variation




Slight variation

PATTERN PRODOTTO / PRODUCT PATTERN

JW02
1200x2780 - 48"x110"



JW02
1200x2400 - 48"x96"



JW02
1600x3200 - 63"x126"



JEWELS BOOKMATCH

BOOKMATCH A



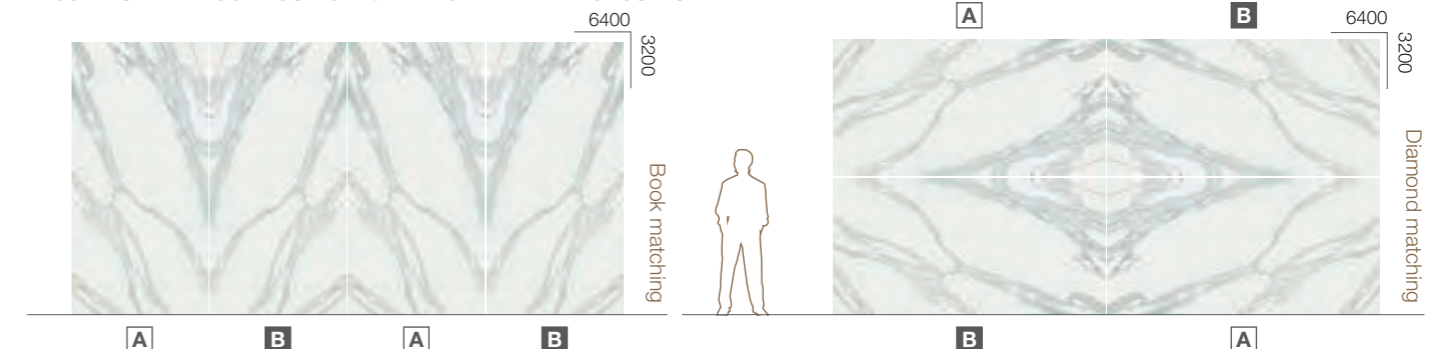
BOOKMATCH B



FORMATI / SIZES

1200x2780 48"x110"
1600x3200 63"x126"

ALCUNI ESEMPI DI COMPOSIZIONE / LAYING PATTERN PROPOSALS:



Il processo produttivo non garantisce la continuità nel disegno della venatura tra i vari pezzi spediti. Eventuali disallineamenti tra le venature in continuità sono da considerarsi caratteristica intrinseca del prodotto. L'immagine rappresentata serve a dare un'idea indicativa del prodotto, toni e venature possono essere quindi suscettibili di variazioni.
The production process does not guarantee continuity in the design of the veining among the various pieces provided. Any misalignment between the continuous veining is to be considered an intrinsic characteristic of the product. The image shown is merely indicative; the shades and veinings of the product may be subject to variations.

J.

STATUARIO LUNENSIS

JW12

6 mm

1200x2780
48"x110"
LUC SQ

KIT VEIN MATCHING
1200x2780
48"x110"
LUC SQ

9 mm

1200x2400
48"x96"
LUC SQ

1200x1200
48"x48"
LUC SQ

600x1197
24"x48"
LUC SQ

600x600
24"x24"
LUC SQ

150x600
6"x24"
LUC SQ

12 mm

1620x3240
63"x126"
SLK NO SQ



Stucchi consigliati
Recommended grouts

KERAKOLL	02
MAPEI	111 Grigio Argento
LATICRETE	88 Silver Shadow


Shade variation




Slight variation

PATTERN PRODOTTO / PRODUCT PATTERN


JW12
1200x2780 - 48"x110"



JW12
1200x2400 - 48"x96"



JW12
1600x3200 - 63"x126"



JEWELS BOOKMATCH

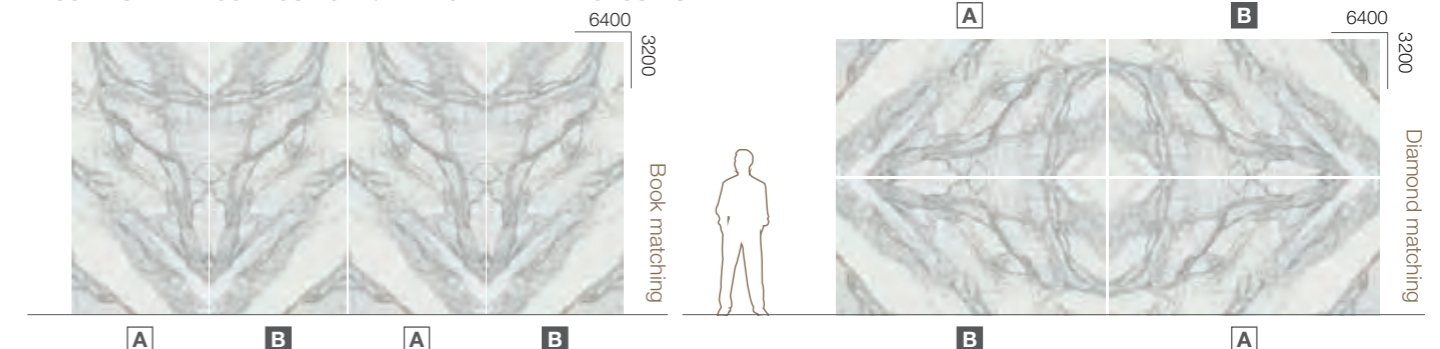
BOOKMATCH A BOOKMATCH B



FORMATI / SIZES

1200x2780 48"x110"

ALCUNI ESEMPI DI COMPOSIZIONE / LAYING PATTERN PROPOSALS:



Il processo produttivo non garantisce la continuità nel disegno della venatura tra i vari pezzi spediti. Eventuali disallineamenti tra le venature in continuità sono da considerarsi caratteristica intrinseca del prodotto. L'immagine rappresentata serve a dare un'idea indicativa del prodotto, toni e venature possono essere quindi suscettibili di variazioni.
The production process does not guarantee continuity in the design of the veining among the various pieces provided. Any misalignment between the continuous veining is to be considered an intrinsic characteristic of the product. The image shown is merely indicative; the shades and veinings of the product may be subject to variations.

J.

STATUARIO VENATO

JW14

6 mm

1600x3200
63"x126"
LUC SQ

1600x1600
63"x63"
LUC SQ

1200x2780
48"x110"
LUC SQ / SLK SQ

KIT VEIN MATCHING
1200x2780
48"x110"
LUC SQ

9 mm

1200x2400
48"x96"
LUC SQ

1200x1200
48"x48"
LUC SQ

600x1197
24"x48"
LUC SQ / NAT SQ

600x600
24"x24"
LUC SQ / NAT SQ

150x600
6"x24"
LUC SQ / NAT SQ

12 mm

1620x3240
63"x126"
LUC NO SQ / SLK NO SQ



Stucchi consigliati
Recommended grouts

KERAKOLL	02
MAPEI	111 Grigio Argento
LATICRETE	88 Silver Shadow

Shade variation




Slight variation

PATTERN PRODOTTO / PRODUCT PATTERN

JW14
1200x2780 - 48"x110"

6 mm




JW14
1200x2400 - 48"x96"

9 mm



JW14
1600x3200 - 63"x126"

6 mm



JEWELS BOOKMATCH

BOOKMATCH A



BOOKMATCH B



FORMATI / SIZES

1200x2780 48"x110"
1600x3200 63"x126"

ALCUNI ESEMPI DI COMPOSIZIONE / LAYING PATTERN PROPOSALS:



Il processo produttivo non garantisce la continuità nel disegno della venatura tra i vari pezzi spediti. Eventuali disallineamenti tra le venature in continuità sono da considerarsi caratteristica intrinseca del prodotto. L'immagine rappresentata serve a dare un'idea indicativa del prodotto, toni e venature possono essere quindi suscettibili di variazioni.
The production process does not guarantee continuity in the design of the veining among the various pieces provided. Any misalignment between the continuous veining is to be considered an intrinsic characteristic of the product. The image shown is merely indicative; the shades and veinings of the product may be subject to variations.

J.

ROYAL

JW03

6 mm

1200x2780
48"x110"
LUC SQ

9 mm

1200x2400
48"x96"
LUC SQ

1200x1200
48"x48"
LUC SQ

600x1197
24"x48"
LUC SQ

600x600
24"x24"
LUC SQ

150x600
6"x24"
LUC SQ

12 mm

1620x3240
63"x126"
SLK NO SQ



Stucchi consigliati Recommended grouts

KERAKOLL	21	
MAPEI	110 Manhattan	
LATICRETE	89 Smoke Grey	

Shade variation



Slight variation

J.

EMPERADOR

SELECTED

JW05

9 mm

600x600
24"x24"
LUC SQ

150x600
6"x24"
LUC SQ



Stucchi consigliati Recommended grouts

KERAKOLL	47	
MAPEI	114 Antracite	
LATICRETE	45 Raven	

Shade variation



Slight variation

J.

BLACK GOLD

JW11

6 mm
1200x2780
48"x110"
LUC SQ

9 mm
600x600
24"x24"
LUC SQ

150x600
6"x24"
LUC SQ

Stucchi consigliati Recommended grouts

KERAKOLL	11
MAPEI	114 Antracite
LATICRETE	45 Raven

Shade variation



Slight variation

J.

ONYKS

JW15

6 mm
1600x3200
63"x126"
LUC SQ

1600x1600
63"x63"
LUC SQ

1200x2780
48"x110"
LUC SQ

9 mm
1200x2400
48"x96"
LUC SQ

1200x1200
48"x48"
LUC SQ

600x1197
24"x48"
LUC SQ / NAT SQ

600x600
24"x24"
LUC SQ / NAT SQ

150x600
6"x24"
LUC SQ / NAT SQ

Stucchi consigliati Recommended grouts

KERAKOLL	21
MAPEI	110 Manhattan
LATICRETE	89 Smoke Grey

Shade variation



Slight variation

J.

RAYMI

JW16

6 mm

1600x3200
63"x126"
LUC SQ

1600x1600
63"x63"
LUC SQ

1200x2780
48"x110"
LUC SQ / SLK SQ

9 mm

1200x2400
48"x96"
LUC SQ

1200x1200
48"x48"
LUC SQ / NAT SQ

600x1197
24"x48"
LUC SQ / NAT SQ

600x600
24"x24"
LUC SQ / NAT SQ

150x600
6"x24"
LUC SQ / NAT SQ

 **Stucchi consigliati**
Recommended grouts

KERAKOLL	08
MAPEI	112 Grigio Medio
LATICRETE	78 Sterling Silver

Shade variation



Slight variation

J.

MOONLESS

JW17

6 mm

1600x3200
63"x126"
LUC SQ

1600x1600
63"x63"
LUC SQ

1200x2780
48"x110"
LUC SQ

9 mm

600x1197
24"x48"
LUC SQ / NAT SQ

600x600
24"x24"
LUC SQ / NAT SQ

150x600
6"x24"
LUC SQ / NAT SQ

12 mm

1620x3204
63"x126"
SLK NO SQ

 **Stucchi consigliati**
Recommended grouts

KERAKOLL	12
MAPEI	114 Antracite
LATICRETE	45 Raven

Shade variation



Slight variation

J.

EXTRAWHITE

JW 19

6 mm

1600x3200
63"x126"
LUC SQ

1600x1600
63"x63"
LUC SQ

1200x2780
48"x110"
LUC SQ

9 mm

1200x2400
48"x96"
LUC SQ

1200x1200
48"x48"
LUC SQ / NAT SQ

600x1197
24"x48"
LUC SQ / NAT SQ

600x600
24"x24"
LUC SQ / NAT SQ

150x600
6"x24"
LUC SQ / NAT SQ

12 mm

1620x3240
63"x126"
SLK NO SQ




Stucchi consigliati Recommended grouts

KERAKOLL	02
MAPEI	111 Grigio Argento
LATICRETE	88 Silver Shadow

Shade variation



Slight variation



wall
Extrawhite JW 19 LUC ~ 1200x2780 / 48"x110"
floor
COSMOPOLITAN Mystic Grey CP 06 LUC SQ ~ 1200x1200 - 48"x48"

J.

JEWELS

Js

JEWELS SUIT

Riassuntivo formati e imballi

Summary of sizes and packaging

Übersicht über Formate und Verpackungen

Récapitulatif formats et emballages

Sinóptico de formatos y embalajes

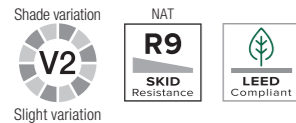
Краткая информация о форматах и упаковках

规格和包装概述



	Spessore - Thickness	≅ 12 mm	≅ 6 mm	≅ 6 mm	≅ 6 mm	≅ 9 mm	≅ 9 mm	≅ 9 mm	≅ 9 mm	≅ 9 mm											
	Superficie - Surface	LUC NO SQ	SLK NO SQ	LUC SQ	LUC SQ	SLK SQ	LUC SQ	LUC SQ	LUC SQ	NAT SQ	NAT SQ	LUC SQ	NAT SQ	LUC SQ	NAT SQ	LUC SQ	NAT	LUC			
	JW01	—	—	—	UI40	—	—	SI89	SI67	—	—	TV12	—	TV45	—	TX57	SF71	OT02			
	JW02	—	—	TQ31	UI41	—	TT87	SI90	SI68	—	—	TV13	—	TV46	—	TX58	SF90	OT03			
	JW03	—	A	—	UG69	—	—	SI91	SI69	—	—	TV16	—	TV47	—	TX59	SG40	OT04			
	JW05	—	—	—	—	—	—	—	—	—	—	—	—	TV49	—	TX61	SG41	OT06			
	JW11	—	—	—	UG72	—	—	—	—	—	—	—	—	TV53	—	TX65	SF78	OW24			
	JW12	—	A	—	UH72	—	—	SI98	SI76	—	—	TV21	—	TV54	—	TX66	SF77	SB46			
	JW14	A	A	TT03	UG66	UG48	TT93	TP76	TP78	—	TV07	TV23	TV39	TV56	AHJ0	TX68	TR29	TR23			
	JW15	—	—	TQ42	UI45	—	TT94	TN95	TN97	—	TV08	TV24	TV40	TV57	UU69	TX69	TR30	TR24			
	JW16	—	—	AIP1	UG71	UI46	AJG2	TN96	TN98	TY31	TV09	TV25	TV41	TV58	U085	TX70	TR31	TR25			
	JW17	—	A	TT06	UG73	—	TT95	—	—	—	UB06	UA04	TV42	TV59	AAU0	TX71	TR32	TR26			
	JW19	—	A	AIP2	UG70	—	AJG3	UD82	UD81	UI90	TV11	TV27	TV44	TV61	UP92	TX73	TS15	TS14			
	Peso lordo per scatola Gross weight per box	Please refer to website www.mirage.it								41,44		29,14		22,16		25,26		-	-		
	Pezzi per scatola Pieces for box									2		2		3		14		6		6	
	Mq. scatola Mq. box									2,88		1,436		1,08		1,26		-		-	
	Scatole per full pallet Boxes per full pallet									20		35		40		40		-		-	
	Mq./pallet									57,60		50,26		43,20		50,40		-		-	

A: Available



















NAT: Naturale - Natural
LUC: Lucido - Glossy
SLK: Silk

CARATTERISTICHE TECNICHE

Technical specifications | Technische Eigenschaften | Caractéristiques techniques

Características técnicas | Технические характеристики | 技术特征

STANDARD EN 14411 - G

CARATTERISTICHE TECNICHE TECHNICAL DATA TECHNISCHE DATEN CARACTERISTIQUES TECHNIQUES CARACTERÍSTICAS TÉCNICAS ТЕХНИЧЕСКИЕ ХАРАКТЕРИСТИКИ 技术特征		NORMA STANDARD NORM NORME NORMA ЗНАЧЕНИЯ 标准	VALORI PRESCRITTI DALLE NORME EN 14411 - G INTERNATIONAL STANDARDS EN 14411 - G INTERNATIONALE NORMWERTE EN 14411 - G VALEURS PREVUES PAR LES NORMES EN 14411 - G VALORES PREVISTOS POR LAS NORMAS EN 14411 - G ПРЕДУСМОТРЕННЫЕ СТАНДАРТОМ EN 14411-G EN 14411 - G标准规定值	VALORE MEDIO MIRAGE MIRAGE AVERAGE VALUE MIRAGE MITTELWERT VALEURS MOYEN MIRAGE VALOR MEDIO MIRAGE СРЕДНЕЕ ЗНАЧЕНИЕ MIRAGE MIRAGE平均值				
CARATTERISTICHE DIMENSIONALI - SIZE CHARACTERISTICS - MASSEIGENSCHAFTEN DETERMINATION DES CARACTERISTIQUES DIMENSIONNELLES - CARACTERÍSTICAS DIMENSIONALES - РАЗМЕРНЫЕ ХАРАКТЕРИСТИКИ - 尺寸特征				NAT (UGL)	LUC (GL)	SLK (UGL)		
	LATI SIDES - SEITEN COTES - CANTOS РАЗМЕРЫ СТОРОН - 側邊	EN ISO 10545-2	± 0,3% MAX (± 1,0 mm MAX)	CONFORME COMPLYING				
	SPESORE THICKNESS - DICKE ÉPAISSEUR - ESPESOR ТОЛЩИНА - 厚度	EN ISO 10545-2	± 5,0% MAX (± 0,5 mm MAX)	CONFORME COMPLYING				
	RETTILINEITÀ DEGLI SPIGOLI STRAIGHTNESS OF SIDES - GERADLINIGKEIT DER KANTEN RECTITUDE DES ARETES - RECTITUD DE LOS CANTOS КОСОУГОЛЬНОСТЬ - 边角平直度	EN ISO 10545-2	± 0,3% MAX (± 0,8 mm MAX)	CONFORME COMPLYING				
	ORTOGONALITÀ RECTANGULARITY - RECHTWINKLIGKEIT PERPENDICULARITÉ - ORTOGONALIDAD КРИВИЗНА СТОРОН - 直角度	EN ISO 10545-2	± 0,3% MAX (± 1,5 mm MAX)	CONFORME COMPLYING				
	PLANARITÀ SURFACE FLATNESS - EBENFLÄCHIGKEIT PLANEITE DE SURFACE - PLANEIDAD КРИВИЗНА ЛИЦЕВОЙ ПОВЕРХНОСТИ - 平整度	EN ISO 10545-2	± 0,4% MAX (± 1,8 mm MAX)	CONFORME COMPLYING				
	ASSORBIMENTO D'ACQUA WATER ABSORPTION - WASSERAUFNAHME ABSORPTION D'EAU - ABSORCIÓN DE AGUA ВОДОПОГЛОЩЕНИЕ - 吸水率	EN ISO 10545-3	≤ 0,5%	≤ 0,1%	≤ 0,1%	≤ 0,1%		
	RESISTENZA ALLA FLESSIONE FLEXION RESISTANCE - BIEGEFESTIGKEIT RESISTANCE A LA FLEXION - RESISTENCIA A LA FLEXIÓN ПРЕДЕЛ ПРОЧНОСТИ ПРИ ИЗГИБЕ - 抗弯强度	EN ISO 10545-4	S ≥ 700 N (< 7,5 mm) S ≥ 1.300 N (> 7,5 mm) R ≥ 35 N/mm².	±6 mm: S≥1100N R≥45 N/mm² ±9 mm: S≥2.500N R≥48 N/mm² ±12 mm: S≥4.500N R≥48 N/mm²				
	RESISTENZA ALL'URTO IMPACT RESISTANCE - STOSSFESTIGKEIT RESISTANCE AUX CHOCS - RESISTENCIA A LOS GOLPES УДАРСТОЙКОСТЬ - 抗冲击强度	EN ISO 10545-5	VALORE DICHIARATO DECLARED VALUE	> 0,89	> 0,89	> 0,89		
	RESISTENZA ALL'ABRASIONE ABRASION RESISTANCE - ABRIEBFESTIGKEIT RESISTANCE A L'ABRASION - RESISTENCIA A LA ABRASIÓN СТОЙКОСТЬ К ИСТИРАНИЮ - 耐磨强度	EN ISO 10545-6	≤ 175 mm³	< 175 mm³	< 150 mm³	< 150 mm³		
	COEFFICIENTE DI DILATAZIONE TERMICA LINEARE COEFFICIENT OF LINEAR THERMAL-EXPANSION - LINEARER WÄRMEAUSSDEHNUNGSKOEFFIZIENT - COEFFICIENT DE DILATATION THERMIQUE LINEAIRE - COEFICIENTE DE DILATACIÓN TÉRMICA LINEAL - КОЭФФИЦИЕНТ ЛИНЕЙНОГО ТЕРМИЧЕСКОГО РАСТЯЖЕНИЯ - 线性热膨胀系数	EN ISO 10545-8	—	α 6,2x10 ⁻⁶ °C ⁻¹	α 6,2x10 ⁻⁶ °C ⁻¹	α 6,2x10 ⁻⁶ °C ⁻¹		
	RESISTENZA AGLI SBALZI TERMICI RESISTANCE TO THERMAL SHOCKS - BESTÄNDIGKEIT GEGEN TEMPERATURSCHWANKUN- GEN - RESISTANCE AUX CHOCS THERMIQUES - RESISTENCIA A LOS CHOQUES TÉRMICOS - СТОЙКОСТЬ К ПЕРЕПАДАМ ТЕМПЕРАТУРЫ - 耐热突变性	EN ISO 10545-9	TEST SUPERATO SECONDO EN ISO 10545-1 PASS ACCORDING EN ISO 10545-1	NESSUN DANNO NO DAMAGE				
	RESISTENZA AL GELO FROST RESISTANCE - FROSTBESTÄNDIGKEIT RESISTANCE AU GEL - RESISTENCIA AL HIELO МОРОЗОСТОЙКОСТЬ - 耐冻性	EN ISO 10545-12	TEST SUPERATO SECONDO EN ISO 10545-1 PASS ACCORDING EN ISO 10545-1	NESSUN DANNO NO DAMAGE				
	RESISTENZA ALL'ATTACCO CHIMICO RESISTANCE TO CHEMICALS - CHEMIKALIENBESTÄNDIGKEIT RESISTANCE A L'ATTAQUE CHIMIQUE - RESISTENCIA QUÍMICA ХИМИЧЕСКАЯ СТОЙКОСТЬ - 耐化学品作用	EN ISO 10545-13	B MIN.	A LA HA	A LA	A LA HA		
	RESISTENZA ALL'ABRASIONE SUPERFICIALE SURFACE ABRASION RESISTANCE - ABRIEBFESTIGKEIT DER OBERFLÄCHE RÉSISTANCE À L'ABRASION SUPERFICIELLE - RESISTENCIA A LA ABRASION SUPERFICIAL - ХИМИЧЕСКАЯ СТОЙКОСТЬ - 耐表面磨损	EN ISO 10545-7	—	LUC PEI 5 (JW 01-02-03-12-14-15-19) PEI 4 (JW 16) / PEI 3 (JW 05) / PEI 2 (JW 11-17) *				
	RESISTENZA ALLE MACCHIE RESISTANCE TO STAINS - FLECKENBESTÄNDIGKEIT RESISTANCE AUX TACHES - RESISTENCIA A LAS MANCHAS УСТОЙЧИВОСТЬ К ПЯТНООБРАЗОВАНИЮ - 防污性	EN ISO 10545-14	VALORE DICHIARATO DECLARED VALUE	5	5	5		
				NAT	LUC	SLK		
				DM 236/89 BCRA	> 0,40	-	-	
				ANSI A326.3	Wet and Dry	≥ 0,42	-	-
				AS 4586	-	P2	-	-
				DIN 51130	-	R9	-	-
				DIN 51097	-	-	-	-
				UNE 41901	≥ CL1	CL1	-	-
				BS 7976 sl.96-4S	Wet and Dry	-	-	-
				BS 7976 sl.55-TRL	Wet and Dry	-	-	-
	SCIVOLOSITÀ SKID RESISTANCE - RUTSCHWERT GLISSANCE - ADHERENCIA СКОЛЬЗКОСТЬ - 防滑性							

Per i certificati specifici, contattare Mirage SpA - For specific certificates, please contact Mirage SPA - Für die speziellen Zertifikate wenden Sie sich bitte an Mirage SpA - Pour les certificats spécifiques, veuillez contacter Mirage SPA -

Para los certificados específicos, contactar Mirage SPA - Для сертификатов обращайтесь в компанию Mirage SpA - 关于具体的证书,请联系Mirage Spa公司

* La superficie LUC può essere soggetta a graffi se in contatto con materiali più duri (es sassi, frammenti di piastrella, etc...)

LUC finish can be subjected to scratches if in contact with harder materials (eg stones, tile gragments, etc...)



Made in Italy

www.mirage.it



Mirage Granito Ceramico S.p.a.
41026 - Pavullo (MO) ITALY - Via Giardini Nord, 225
Tel. +39 0536 29611 - Fax +39 0536 21065
info@mirage.it - www.mirage.it

Mirage Project Point
20121 - Milano ITALY
Via Marsala, 7
Tel. +39 02 65560879

projectpoint-mi@mirage.it
www.mirageprojectpoint.com/milano

Mirage USA INC.
618 Grassmere Park Dr - Suite 1-2
Nashville - Tennessee (TN) - 37211
Ph. +1 615 834 3888
TAX ID: 75 2773306

info@mirageusa.net
www.mirageusa.net

Mirage Project Point Dubai
Building 7 - Ground Floor
d3 Dubai Design District
United Arab Emirates
Ph. +971 4 554 3944
Licence No. 93659

projectpoint-uae@mirage.it
www.mirageprojectpoint.com/dubai